



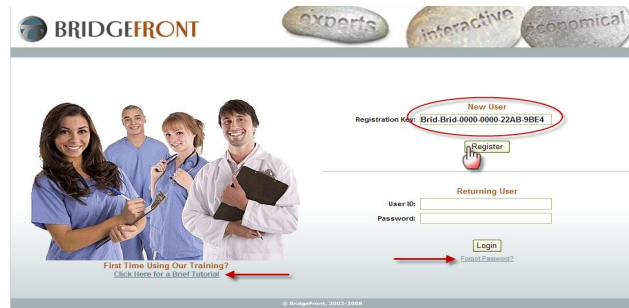
BRIDGEFRONT

Healthcare Education—Redefined

LMS v2.0 Login Instructions

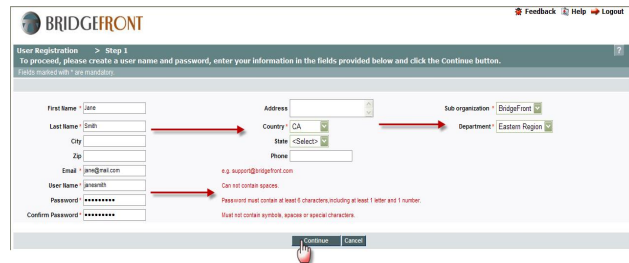
To Begin:

Go to <http://learn.bridgefront.com>. Copy and paste your assigned registration key into the "New User" box and then click "Register".



Step 1:

Create a user name and password and complete the required fields on this page. Then, click "Continue".



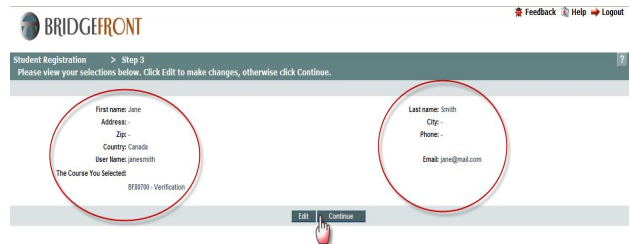
Step 2:

Select your course assignment(s) and then click "Continue".



Step 3:

Confirm your information. If everything is correct, click "Continue". Click "Edit" if something is incorrect.





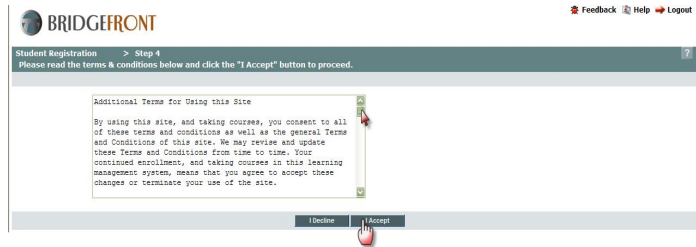
BRIDGEFRONT

Healthcare Education—Redefined

LMS v2.0 Login Instructions

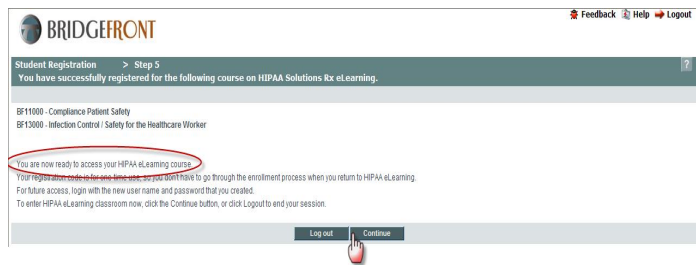
Step 4:

Scroll and review the statement. Then, click "I Accept".



Step 5:

You have now successfully logged in. Click "Log out" or "Continue" to start an assignment and to be routed to your home page.



Your Home Page:

Your name in the corner will now appear. View your assignments, your account information and our full catalog by clicking on one of the tabs.

